



Midwest Horse Fair

April 11-13 at Alliant Energy Center in Madison

Whether you are a seasoned horse professional, new horse owner, or horse admirer, there is something for everyone to enjoy at the Midwest Horse Fair!

- Watch demonstrations by 25 different breeds, learn about different disciplines and horse organizations, and watch some fast-paced drill team performances
- Attend one of the hundreds of clinics, seminars, and educational events presented by some of the top horse professionals from around the country.
- Come meet the horses up close by touring the Pavilions.
- Browse the 500+ vendor booths offer shopping opportunities with something for everyone.
- Enjoy the “mane” event Friday and Saturday evening as back to back nights of PRCA Rodeo competition return to the Blain's Farm & Fleet Coliseum!



The Midwest Horse Fair is the top 3-day horse fair in America. Held in Madison, Wisconsin at the Alliant Energy Center, it has been growing and going strong since 1979. Every year the Midwest Horse Fair gets bigger & better, and this year will be no exception! The Midwest Horse Fair is owned by the Wisconsin Horse Council, Inc. All proceeds from the Fair are returned to the WHC and are used to represent and foster a unified equine industry in Wisconsin, to promote the equine through leadership, education, service, and communication, and to take a proactive role in the future growth and development of the equine industry.

More information can be found on their website [HERE](#). Tickets can be purchased online or at the gate.



Upcoming Events:

- WC4HHA Board Meeting
Tuesday, April 1
- Hippology Clinic
Wednesday, April 2
- 4-H Project Days Activity
Sunday, April 6
- Body Parts & Breeds
Tuesday, April 22
- Showmanship Clinic
Sunday, April 27



Waukesha 4-H at Midwest Horse Fair

Swing by Pavilion 2 stall 2119 to say hi to Ryan and Jax!

They will be represent the Wisconsin Pinto Association in the Coliseum Saturday at 11:30am and in the Pavillion 2 arena Sunday at 9:10am. They have also been chosen to represent the Pintos in the Grand March on Friday and Saturday at 12:30pm



Write up a short paragraph of what you learned at a clinic at Midwest Horse Fair for credit towards your 4-H clinic totals!

31 Add the Horse Project calendar to your Google calendar [HERE!](#)



Meet the Board



Brenda Wolfe
President



Amie Lalor
Vice-President



Megan Peterson
Secretary



Angie Conto-Smith
Treasurer

If you are an adult and are interested in helping to guide the future of our youth, we encourage you to attend our monthly virtual meetings and/or join the board. Your support is needed and greatly appreciated.

Youth members are also encouraged to attend the board meetings and join our Youth Board. Time commitment is minimal, but the benefits could be substantial. Drop into the meeting to find out more!



**MEETING
MINUTES**

Equine Ambassador

Waukesha's Equine Ambassador program strives to provide an opportunity to practice advanced leadership skills related to mentoring other project youth and to represent and promote the 4-H Horse program for public relations purposes at county and state events.

Any member in Good Standing in 9th grade or above may apply. The Equine Ambassador is expected to attend and be visible at 4-H approved shows, attend the Waukesha County Fair and fulfill daily expectations, attend the state 4-H show as Equine Ambassador, and attend Midwest Horse Fair as Equine Ambassador.



Being Equine Ambassador is a wonderful way to positively represent and spread awareness about the project. It is also a great way to increase your leadership skills and it looks great on college and scholarship applications!

2024-25
Ambassador
Ella Niles

Project Forms Due

In order to be in good standing with the club, members must submit all required forms by **May 1** to Brenda Wolf.

Fillable forms available on our website [HERE](#)



Good Standing Requirements

In order to be eligible for year-end awards and be able to show a horse or other exhibit at state shows, a Horse Project or Horseless Horse Project member must be in "Good Standing" with the project. Requirements for Good Standing are:

- Attend or make up Mandatory Meeting
- Sign up with the horse project by March 1
- Submit Project forms by May 1
- Attend four educational Clinics
- Complete four volunteer hours at events
- Meet any requirements of your club

Waukesha County Fair Registration

Registration for the Waukesha County Fair will open soon and closes on June 15. Showing at fair is a highlight of the year for many members. Even if you don't have a horse to show, there are still classes you can enter (see below). Sign up for anything that you think you might be interested in. You can always drop classes, but can't add any classes after June 15.

Livestock classes Dept 206

[Click here for class list and rules](#)

Educational classes Dept 210

[Click here for class list and rules](#)

- Any horse poster.
- Any creative art entry.
- Any horse photograph taken by horse project member.
- Any other horse entry.
- Model horse collection exhibit.
- Any other exhibit related to the Horseless Horse or Equitation Project.
- Hippology Contest

Attend any of the remaining Project Days to prepare some exhibits to show at fair!

Find out more information on our website [HERE](#).

Did you miss the Mandatory Meeting?

Links and information about making up the meeting can be found on the website [HERE](#)



Fox River Saddle Club at
West 20 Ranch & Saddle Co.
[W4812 WI-20](#)
[East Troy, WI 53120](#)

Menomonee Falls
Saddle Club
[N75W25500 WI-164](#)
[Menomonee Falls, WI 53051](#)

Waukesha Expo Center
[1000 Northview Rd](#)
[Waukesha, WI 53188](#)

**4-H Project Days
Clinics Signup**

Project Days:
Christ Lutheran School
[22970 Maple Ave](#)
[Big Bend, WI 53103](#)

EIConn Farm
[N49W20683 Lisbon Rd,](#)
[Menomonee Falls, WI 53051](#)

Rosebury Farm
[s63 w30124 Rd X](#)
[Mukwonago, WI 53149](#)

Sunset Stables
[S29W31247 Sunset Dr,](#)
[Waukesha, WI 53189](#)

Waukesha Public Library
[321 Wisconsin Ave](#)
[Waukesha, WI 53186](#)

Wisconsin Equine
[39151 Delafield Rd,](#)
[Oconomowoc, WI 53066](#)

Wisconsin State Fair Park
[640 S 84th St,](#)
[West Allis, WI 53214](#)

Waukesha 4-H Approved Shows

Sunday, June 29, 2025
FRSC Pleasure Show
West 20 Ranch & Saddle Co.

Saturday, May 10, 2025
MFSC Pleasure Show
Menomonee Falls Saddle Club



Sunday, August 10, 2025
FRSC Pleasure Show
West 20 Ranch & Saddle Co.

Saturday, June 21, 2025
MFSC Pleasure Show
Menomonee Falls Saddle Club

July 16-20, 2025
Waukesha County Fair
Waukesha County Expo Center

Sunday, September 28, 2025
MFSC Pleasure Show
Menomonee Falls Saddle Club



[Showbills can be found on our website HERE](#)



Waukesha 4-H Clinics

Wednesday, April 2 6:15p
Hippology Clinic
Waukesha Public Library

Tuesday, May 20 5:30p
Horse Photography
EIConn Farm
Wednesday, June 4, 6:00p

Friday-Sunday, April 11-13
Midwest Horse Fair
Alliant Center, Madison
Mail summary of clinic attended to 4hclinics@gmail.com (counts as 1 clinic)

Grooming for Every Day and for Events
Sunset Stables

Tuesday, April 22, 6:30p
Horse Body Parts and Breeds
EIConn Farm

Monday, June 16 5:30p
Learn about Drill Team
Menomonee Falls Saddle Club

Saturday, May 17 8:30a
Mock Show Clinic
Waukesha County Expo Center

Saturday, July 19, 10a
Ground Poles
Waukesha County Expo Center
During Fair

Showmanship Series
Sundays at 4:00p
at Rosebury Farm
Bring a horse or use one provided. Great for any experience level!
April 27
June 1



All of our clinics are planned for both experienced horse people and those brand new to horses to learn and have fun! Open to Horse and Horseless Project Members.



State 4-H Events

May 3-4, 2025
State Horse Speaking & Demonstration, Horse Bowl and Hippology
Entry Deadline: Postmarked by April 1
[More Information Here](#)

September 6, 2025
State 4-H Gymkhana Show
Entry Deadline: August 1
[More Information Here](#)

June 27-29, 2025
State 4-H Hunt & Dressage Show & Clinics
Entry Deadline: Postmarked by May 15
[More Information Here](#)

September 12-14, 2025
State 4-H Horse Expo
Entry Deadline: August 1
[More Information Here](#)





4-H Project Days
Clinics Signup

The
More
You
Know

The
More
You
Grow



To Make the Best
BETTER

Did you know?

- The average lifespan of a horse is 25-30 years.
- The only remaining breed of truly wild horse is the Przewalski's horse native to Mongolia. All other "wild" horses are actually feral domesticated horses.



Learn more about...

- [Midwest Horse Fair](#)
- [Safety around horses](#)
- [Balance exercises](#)
- [Intro to Vaulting](#)

Do You Know What the Different Ribbon Colours Mean?



Red Ribbon
Be Careful, I Kick!



Yellow or Blue Ribbon
I'm a Stallion



Green Ribbon
I'm Young/Inexperienced



White Ribbon
I'm For Sale!

HORSE COUNCIL
BRITISH COLUMBIA

Hippology Practice

- Which of the following is NOT a purpose of the saddle blanket/pad?
 - To protect the horse's back
 - To absorb sweat and moisture
 - To protect the saddle
 - To provide decoration
- Which of the following will NOT affect a horse's nutrient requirements?
 - Coat Color
 - Age
 - Environment
 - Activity Level
- What is NOT true about blue eyes on horses?
 - Horses with bald faces commonly have blue eyes
 - Eye diseases are more common with blue eyes than brown eyes
 - A horse can have one blue eye and one brown eye
 - Blue eyes are more prevalent in some breeds than others.
- What grooming tool is this?
 - Mane comb
 - Soft brush
 - Hoof pick
 - Curry Comb
- Which is NOT a team sport?
 - Polo
 - Drill
 - Gymkhana
 - Sorting



Horse Gaits

Read about the gaits, and click the links to see each in action

Walk—The walk is a four-beat gait. When walking, a horse's legs follow this sequence: left hind leg, left front leg, right hind leg, right front leg, in a regular 1-2-3-4 beat.

Trot—The trot is a two-beat gait. A very slow trot is sometimes referred to as a jog. In this gait, the horse moves its legs in unison in diagonal pairs.

Canter/Lope—The canter is a controlled three-beat gait that is usually a bit faster than the average trot but slower than the gallop.

Gallop—The gallop is very much like the canter, except that it is faster, more ground-covering, becoming a four-beat gait. It is the fastest gait of the horse, averaging about 25-30 miles per hour.

Pace—In the pace, the two legs on the same side of the horse move forward together, unlike the trot, where the two legs diagonally opposite from each other move forward together. In both the pace and the trot, two feet are always off the ground.

Ambling—Horses that are able to amble are referred to as "gaited". A four-beat gait, the primary feature of ambling is that one of the feet is bearing full weight at any one time, reflected in the term "singlefoot". All ambling gaits are faster than a walk but usually slower than a canter. They are smoother for a rider than either a trot or a pace. Examples are:

[Saddle Rack](#) • [Rack](#) • [Tolt](#) • [Running Walk](#) • [Fox Trot](#)



4-H Project Days
Clinics Signup

The
More
You
Know

The
More
You
Grow



To Make the Best
BETTER

Hippology Practice

Types of Saddles



Fill in the letter that matches the picture number

- 1 _____
- 2 _____
- 3 _____
- 4 _____
- 5 _____
- 6 _____
- 7 _____

- A. Australian
- B. Barrel Racing
- C. Dressage
- D. Endurance
- E. Hunt Seat
- F. Racing
- G. Roping
- H. Side Saddle
- I. Western Pleasure



4-H Project Days
Clinics Signup

The
More
You
Know

The
More
You
Grow



To Make the Best
BETTER

The Importance of Saddle Fit

Saddles aren't just for your comfort while riding — they act as the intermediary between the rider and horse. When the saddle fits properly, it conveys subtle signals of weight change to the horse through his back muscles and nerves. These signals help him understand and anticipate his rider's commands.

Because the saddle panels sit on either side of the horse's spine and on the muscles, proper fit is essential. If you have ever walked around in poorly fitting shoes, you know how painful it can be. The toes pinch, the heel slips, and before you know it, you've got a blister and aching feet. Think of how much worse it is for your horse if the saddle is too small, pinching along his shoulder muscles and back. A saddle that's too big will slip around, causing painful back sores.

To measure for both Western and English saddles, evaluate your horse's conformation. Cross-tie your horse or have a helper stand him square outside. Take a step back and scan your horse from the side, back and front. Does your horse have high withers or normal withers? A long or short back? A swap, dip or another anatomical difference that needs compensation? There are two parts of the horse that you do not want to have pressure placed on, the wither and the spine.

Choose the tree type first:

- **Narrow** — Very high or narrow withered horses may need extra padding behind the saddle bars. This shoulder bridge pad helps the saddle fit better.
- **Medium** — A horse with average withers usually takes a medium or regular tree.
- **Wide** — Horses with a block build or flat withers take a wide tree.
- **Extra Wide** — Draft horses, draft crosses or horses built "big and wide" need an extra-wide tree.

Tree Too Wide



Pinching at top of bars and no contact in middle and bottom of bar. Gullet too low on withers.



Good Fit




Even bar contact throughout and angle of bar matches the horse.



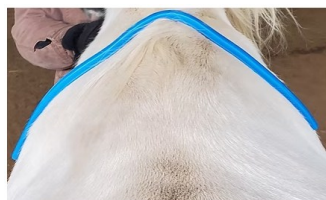
Tree Too Narrow



No contact in middle and top of bars. Saddle not sitting down on horse in the gullet.



Measure your horse:




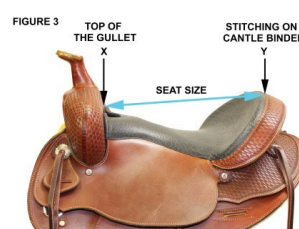
Wire #1: The widest part over the shoulders




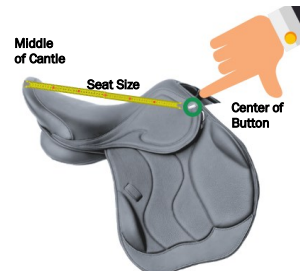
Wire #2: Just behind the scapula, in the gullet

Use a wire to follow the contour of your horse. Trace the shape on cardboard to test a saddle.

Measure your saddle:



Measure the underside of your western saddle from concho to concho to find the gullet width.



Measure between the two "dots" on the inside of the panels of your English saddle.